

HYVA

We move your world

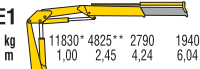


HB 120

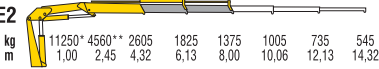
EES




HB120 E1



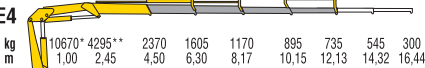
HB120 E2



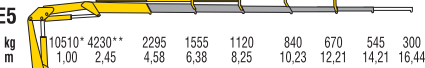
HB120 E3



HB120 E4



HB120 E5



HB120 E3J2



CE	<input checked="" type="checkbox"/>
NO CE	<input checked="" type="checkbox"/>
MANUAL	<input checked="" type="checkbox"/>
RADIO	<input checked="" type="checkbox"/>

MODELS	LIFTING MOMENT	MAX VERTICAL REACH (HYDR)	SLEWING ANGLE	SLEWING TIME	MAX WORKING HEEL	WORKING PRESSURE	CRANE WEIGHT WITHOUT STABILIZERS	OIL TANK CAPACITY	OIL FLOW	DIMENSIONS
	tm	m	°	s/180°	°	bar	kg	l	l/min	mm B x h x S
HB120 E1	11,8	9,6	380	17	4	310	1285	100	25	2460x2340x885
HB120 E2	-	11,5	380	17	4	310	1415	100	25	2460x2340x885
HB120 E3	-	13,5	380	17	4	310	1535	100	25	2470x2340x885
HB120 E4	-	15,5	380	17	4	310	1635	100	25	2485x2340x885
HB120 E5	-	17,6	380	17	4	310	1705	100	25	2500x2340x940
HB120 E3J2	-	18,8	380	17	4	290	1835	100	25	2490x2340x1030