

HYVA

We move your world




HB 102


EES



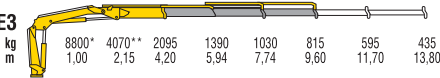
HB102 E1




HB102 E2



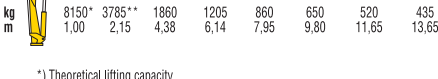
HB102 E3



HB102 E4



HB102 E5



*) Theoretical lifting capacity
 **) Fixed hook capacity

CE	<input checked="" type="checkbox"/>
NO CE	<input checked="" type="checkbox"/>
MANUAL	<input checked="" type="checkbox"/>
RADIO	<input checked="" type="checkbox"/>

MODELS	LIFTING MOMENT	MAX VERTICAL REACH (HYDR)	SLEWING ANGLE	SLEWING TIME	MAX WORKING HEEL	WORKING PRESSURE	CRANE WEIGHT WITHOUT STABILIZERS	OIL TANK CAPACITY	OIL FLOW	DIMENSIONS
	tm	m	°	s/180°	°	bar	kg	l	l/min	
HB 102 E1	9,6	9,45	395	12	4	290	1080	60	40	2475x2160x740
HB 102 E2	-	11,30	395	12	4	290	1185	60	40	2475x2160x740
HB 102 E3	-	13,20	395	12	4	290	1280	60	40	2475x2160x740
HB 102 E4	-	15,30	395	12	4	290	1370	60	40	2475x2160x740
HB 102 E5	-	17,30	395	12	4	290	1440	60	40	2475x2160x740